



ANY FURTHER REPLIES AND/OR ACKNOWLEDGEMENTS BE IT SO PUBLICLY OR PRIVATELY ABOUT THE INFORMATION WE HAVE WORKED MANY YEARS BEING SLIGHTED BY THE ANTIQUATED NOTIONS THAT INFORMATION LIKE THIS FULL DISCLOSURE: I AM A FAMILY OFFICE INVESTMENT ADVISOR AND ALWAYS HAVE BEEN> I AM THE WORLD F THIS CONCLUDES MY PRESENTATION OF THE RISK FACTORS I TOOK INTO CONSIDERATION AND PRESERVED BAS

Visit KC Capital Management at:

<http://facebook.com/kccmbwo>

<http://www.facebook.com/beauwolinsky1984>

INVEST THROUGH MY SYNDICATE IN THE FOLLOWING OFFERINGS:

<http://angellist.co/beau-wolinsky>

Name	Beau Wolinsky, CTA, MLGP
Title	President and CEO
	KC Capital Management Incorporated
	KC Capital Management Holdings
	The Kansas City Stock Exchange C
	Beau World Omnimedia
	KCCMBWO
	KCSEETF
	KCSE
	KCSEBBOT
	USHFI
	Energy Farms US Partners MLP, N

d

20.00

0

9

0

(\$40,144.02) (\$42,689.81)

4/11/2014

3/9/2009

-90.13%

-137.97%

10/27/2008

3/9/2009

4.67

-5.69

0.86

-0.32

2.43 Infinity

3.42

1.77

1.02

0


\$66.33

\$36.44

TION CONTAINED HEREIN AND THE RIGHTS TO EVER COMMUNICATE/CRITICIZE/OSTRICIZE/OR IN ANY WAY COM
S WON'T MAKE YOU MILLIONS BUT IT CAN MAKE AT LEAST \$1 MILLION FOR EVERY INVESTOR ABLE TO WITHSTA
REORD PERFORMANE HOLDER IN UCITS INVESTMENT PERFORMANCE AT WORLD CUP ADVISOR LIMITED WHERE
ED ON ATOMIC CLOCK CREATION OF THE EXISTENCE OF THIS DISCLOSURE DOCUMENT FOR KC CAPITAL MANAG


ited
LLC
orporation

Master General Limited Partner





MPETE WITH KCCMBWO and trading in the QID and QLD ETF's The Wealth Signals Retirement Plan Program 2x E
AND THE RISK SHOWN ABOVE THAT FOR THE SAKE OF PROFITABILITY OF THE SYSTEM, THERE IS A CAP AND WAIT
I OFFER COMMODITY FUTURES MANAGED ACCOUNTS LEADER FOLLOWER PROGRAMS THAT HAVE BEEN ALLOC
EMENT BEAU WORLD OMNIMEDIA.

Average Bars Held			20.00	0
Max Consecutive Losses	9	0		
Maximum Drawdown	(\$40,144.02)	(\$42,689.81)		
Maximum Drawdown Date	4/11/2014	3/9/2009		
Maximum Drawdown %	-90.13%	-137.97%		
Maximum Drawdown % Date	10/27/2008	3/9/2009		
Wealth-Lab Score	4.67	-5.69		
Sharpe Ratio	0.86	-0.32		
Profit Factor	2.43	Infinity		
Recovery Factor	3.42	1.77		
Payoff Ratio	1.02	0		
Profit / Total Bars	\$66.33	\$36.44		



TF Pairs Arbitrage can be augmented with a 1.5 50% Margin Increase IN BOTH IRA AND CASH AND/OR MARGIN /
ING LIST UP TO 500 SUBSCRIBERS SO THAT THE RATE SHOWN HERE ACCOMODATES ABSOLUTELY EVERYBODY
ATED FOR RISK IN MANNERS THAT AREN'T POSSIBLE IN WEALTH LAB PRO





ACCOUNTS REGARDLESS OF THE TYPE OF ACCOUNT YOU OWN!

